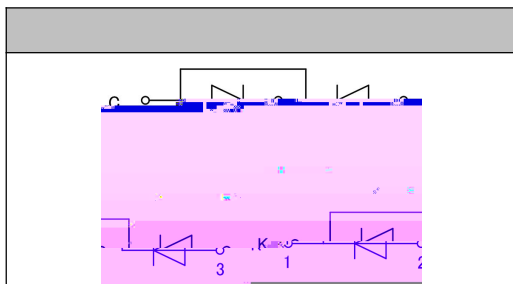




# MD600C(A/K)-D6

1200 to 2000V  
600A



- International standard package
- High Surge Capability
- Simple Mounting

MD600C12D6	MD600A12D6	MD600K12D6	1200V	1300V	V
MD600C14D6	MD600A14D6	MD600K14D6	1400V	1500V	V
MD600C16D6	MD600A16D6	MD600K16D6	1600V	1760V	V
MD600C18D6	MD600A18D6	MD600K18D6	1800V	2000V	V
MD600C20D6	MD600A20D6	MD600K20D6	2000V	2200V	V

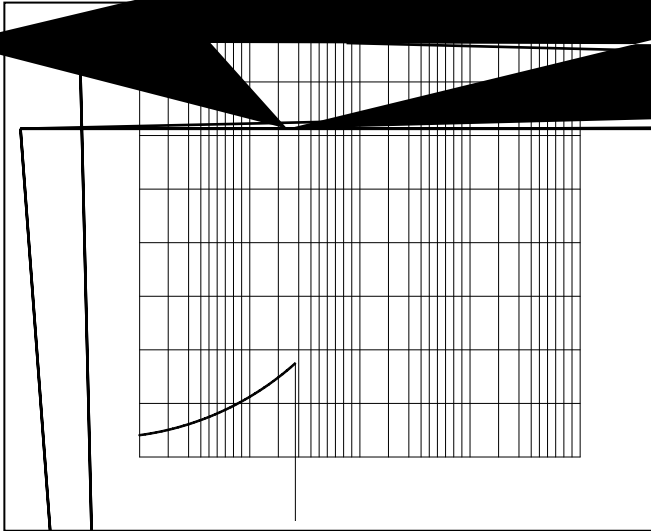

IFAV	Single phase ,half wave 180° conduction Tc=100	600	A
IFSM	t=10ms Tvj=TVjM	19000	A
i <sup>2</sup> t	t=10ms Tvj=TVjM	1905000	A <sup>2</sup> s
V <sub>isol</sub>	a.c.50HZ;r.m.s.;1min,I <sub>iso</sub> :2mA(max)	2500	V
Tvj		-40 to 150	
T <sub>stg</sub>		-40 to 125	
Mt	To terminals(M10)	12±15%	Nm
Ms	To heatsink(M6)	6±15%	Nm
Weight	Module (Approximately)	1550	g

R <sub>th(j-c)</sub>	per diode	0.073	/W
R <sub>th(c-s)</sub>	per diode	0.04	/W

V <sub>FM</sub>	T=25 IF =1800A		1.35	V
I <sub>RRM</sub>	Tvj=TVjM V=VRRM		30	mA
V <sub>FO</sub>	Tvj=TVjM		0.75	V
r <sub>F</sub>	Tvj=TVjM		0.28	m



# MD600C(A/K)-D6





# MD600C(A/K)-D6

